



Single Assessment Institution-Level Pass Rate Data: Traditional Teacher Preparation Program Within IHE

		HEOA - Title II 2009 - 2010 Academic Year									
Institution Name		EASTERN KENTUCKY UNIVERSITY									
Institution Code		1200									
State		Kentucky									
							March 25, 2011				
							Statewide				
Assessment Information ¹	Group	Number Taking Assessment	Number Passing Assessment	Institutional Pass Rate	Institutional Average Scaled Score	Assessment Cut Score ²	Number Taking Assessment	Number Passing Assessment	Statewide Pass Rate	Statewide Average Scaled Score	
AGRICULTURE (0700) Test Company: ETS Score Range: 250-990	All enrolled students who have completed all nonclinical courses, 2009-10	3				520	9				
	Other enrolled students, 2009-10	1				520	5				
	All program completers, 2009-10	4				520	38	36	95%	567	
	All program completers, 2008-09	2				520	29	28	97%	575	
	All program completers, 2007-08	4				520	28	27	96%	561	
ART CONTENT KNOWLEDGE (0133) Test Company: ETS Score Range: 100-200	All enrolled students who have completed all nonclinical courses, 2009-10						18	16	89%	169	
	Other enrolled students, 2009-10						19	16	84%	170	
	All program completers, 2009-10	12	12	100%	171	158	61	58	95%	171	
	All program completers, 2008-09	5				154	47	46	98%	172	
	All program completers, 2007-08	6				158	48	46	96%	170	
ART MAKING (0131) Test Company: ETS Score Range: 100-200	All enrolled students who have completed all nonclinical courses, 2009-10						16	12	75%	163	
	Other enrolled students, 2009-10						17	15	88%	164	
	All program completers, 2009-10	12	11	92%	163	154	61	58	95%	165	
	All program completers, 2008-09	5				154	45	41	91%	162	
	All program completers, 2007-08	6				154	43	38	88%	163	
BIOLOGY CONTENT KNOWLEDGE (0235) Test Company: ETS Score Range: 100-200	All enrolled students who have completed all nonclinical courses, 2009-10	1				146	12	12	100%	168	
	Other enrolled students, 2009-10	3				146	21	19	90%	167	
	All program completers, 2009-10	3				146	31	31	100%	165	
	All program completers, 2008-09	4				146	29	29	100%	165	
	All program completers, 2007-08	4				146	34	34	100%	164	


Single Assessment Institution-Level Pass Rate Data: Traditional Teacher Preparation Program Within IHE

	HEOA - Title II 2009 - 2010 Academic Year
	Institution Name EASTERN KENTUCKY UNIVERSITY
	Institution Code 1200
	State Kentucky


March 25, 2011

Assessment Information ¹	Group	Number Taking Assessment	Number Passing Assessment	Institutional Pass Rate	Institutional Average Scaled Score	Assessment Cut Score ²	Statewide			
							Number Taking Assessment	Number Passing Assessment	Statewide Pass Rate	Statewide Average Scaled Score
BUSINESS EDUCATION (0100) Test Company: ETS Score Range: 250-990	All enrolled students who have completed all nonclinical courses, 2009-10	1				590	4			
	Other enrolled students, 2009-10	5				590	19	19	100%	653
	All program completers, 2009-10	3				590	30	30	100%	646
	All program completers, 2008-09	5				590	27	27	100%	651
	All program completers, 2007-08	2				590	27	27	100%	658
CHEMISTRY CONTENT KNOWLEDGE II (0245) Test Company: ETS Score Range: 100-200	All enrolled students who have completed all nonclinical courses, 2009-10	1				147	1			
	Other enrolled students, 2009-10						6			
	All program completers, 2009-10	3				147	10	9	90%	162
	All program completers, 2008-09	1				147	5			
	All program completers, 2007-08						5			
CHEMISTRY CONTENT KNOWLEDGE (0241) Test Company: ETS Score Range: 100-200	All enrolled students who have completed all nonclinical courses, 2009-10									
	Other enrolled students, 2009-10						1			
	All program completers, 2009-10									
	All program completers, 2008-09									
	All program completers, 2007-08									
EARTH AND SPACE SCIENCES - CONTENT KNOWLEDGE (0571) Test Company: ETS Score Range: 100-200	All enrolled students who have completed all nonclinical courses, 2009-10									
	Other enrolled students, 2009-10	1				147	4			
	All program completers, 2009-10									
	All program completers, 2008-09	1				145	6			
	All program completers, 2007-08	1				145	5			


Single Assessment Institution-Level Pass Rate Data: Traditional Teacher Preparation Program Within IHE

		HEOA - Title II 2009 - 2010 Academic Year									
Institution Name		EASTERN KENTUCKY UNIVERSITY									
Institution Code		1200									
State		Kentucky									
							March 25, 2011				
							Statewide				
Assessment Information ¹	Group	Number Taking Assessment	Number Passing Assessment	Institutional Pass Rate	Institutional Average Scaled Score	Assessment Cut Score ²	Number Taking Assessment	Number Passing Assessment	Statewide Pass Rate	Statewide Average Scaled Score	
ED OF DEAF AND HARD OF HEARING (0271) Test Company: ETS Score Range: 100-200	All enrolled students who have completed all nonclinical courses, 2009-10	2				167	2				
	Other enrolled students, 2009-10										
	All program completers, 2009-10	10	7	70%	170	167	10	7	70%	170	
	All program completers, 2008-09	10	7	70%	172	167	10	7	70%	172	
	All program completers, 2007-08	8				167	8				
ED OF EXCEPTIONAL STUDENTS: CORE CK (0353) Test Company: ETS Score Range: 100-200	All enrolled students who have completed all nonclinical courses, 2009-10	9				157	61	57	93%	172	
	Other enrolled students, 2009-10	6				157	142	122	86%	170	
	All program completers, 2009-10	61	61	100%	173	157	368	365	99%	174	
	All program completers, 2008-09	59	58	98%	174	157	320	318	99%	174	
	All program completers, 2007-08	38	37	97%	172	157	257	254	99%	174	
ED OF EXCEPTIONAL STUDENTS: MTMD (0542) Test Company: ETS Score Range: 100-200	All enrolled students who have completed all nonclinical courses, 2009-10	5				172	48	39	81%	179	
	Other enrolled students, 2009-10	1				172	94	69	73%	178	
	All program completers, 2009-10	37	37	100%	182	172	266	260	98%	183	
	All program completers, 2008-09	35	35	100%	183	172	242	240	99%	184	
	All program completers, 2007-08	21	21	100%	182	172	177	172	97%	183	
ED OF EXCEPTIONAL STUDENTS: STPD (0544) Test Company: ETS Score Range: 100-200	All enrolled students who have completed all nonclinical courses, 2009-10						1				
	Other enrolled students, 2009-10						1				
	All program completers, 2009-10						28	27	96%	169	
	All program completers, 2008-09						21	20	95%	173	
	All program completers, 2007-08						12	12	100%	173	


Single Assessment Institution-Level Pass Rate Data: Traditional Teacher Preparation Program Within IHE

		HEOA - Title II 2009 - 2010 Academic Year								
Institution Name		EASTERN KENTUCKY UNIVERSITY								
Institution Code		1200								
State		Kentucky								
							March 25, 2011			
Assessment Information ¹	Group	Number Taking Assessment	Number Passing Assessment	Institutional Pass Rate	Institutional Average Scaled Score	Assessment Cut Score ²	Statewide			
							Number Taking Assessment	Number Passing Assessment	Statewide Pass Rate	Statewide Average Scaled Score
ELEM ED CURR INSTRUC ASSESSMENT (0011) Test Company: ETS Score Range: 100-200	All enrolled students who have completed all nonclinical courses, 2009-10									
	Other enrolled students, 2009-10									
	All program completers, 2009-10						5			
	All program completers, 2008-09									
	All program completers, 2007-08									
ELEMENTARY ED CONTENT KNOWLEDGE (0014) Test Company: ETS Score Range: 100-200	All enrolled students who have completed all nonclinical courses, 2009-10	39	31	79%	159	148	352	323	92%	164
	Other enrolled students, 2009-10						282	240	85%	161
	All program completers, 2009-10	177	172	97%	164	148	1204	1185	98%	166
	All program completers, 2008-09	214	210	98%	164	148	1170	1153	99%	166
	All program completers, 2007-08	189	185	98%	164	148	1340	1316	98%	165
ENG LANG LIT COMP CONTENT KNOWLEDGE (0041) Test Company: ETS Score Range: 100-200	All enrolled students who have completed all nonclinical courses, 2009-10	1				160	30	29	97%	176
	Other enrolled students, 2009-10	6				160	70	64	91%	181
	All program completers, 2009-10	9				160	113	109	96%	180
	All program completers, 2008-09	15	15	100%	180	160	122	120	98%	181
	All program completers, 2007-08	16	15	94%	178	160	113	111	98%	178
ENG LANG LIT COMP ESSAYS (0042) Test Company: ETS Score Range: 100-200	All enrolled students who have completed all nonclinical courses, 2009-10	1				155	29	21	72%	155
	Other enrolled students, 2009-10	6				155	58	42	72%	157
	All program completers, 2009-10	9				155	113	107	95%	162
	All program completers, 2008-09	15	15	100%	161	155	120	116	97%	161
	All program completers, 2007-08	16	15	94%	166	155	106	100	94%	161

Single Assessment Institution-Level Pass Rate Data: Traditional Teacher Preparation Program Within IHE

		HEOA - Title II 2009 - 2010 Academic Year								
Institution Name		EASTERN KENTUCKY UNIVERSITY								
Institution Code		1200								
State		Kentucky								
							March 25, 2011			
Assessment Information ¹	Group	Number Taking Assessment	Number Passing Assessment	Institutional Pass Rate	Institutional Average Scaled Score	Assessment Cut Score ²	Statewide			
							Number Taking Assessment	Number Passing Assessment	Statewide Pass Rate	Statewide Average Scaled Score
ENGLISH TO SPEAKERS OF OTHER LANGUAGES (0360) Test Company: ETS Score Range: 250-990	All enrolled students who have completed all nonclinical courses, 2009-10									
	Other enrolled students, 2009-10									
	All program completers, 2009-10									
	All program completers, 2008-09						1			
	All program completers, 2007-08									
FAMILY AND CONSUMER SCIENCES II (0121) Test Company: ETS Score Range: 100-200	All enrolled students who have completed all nonclinical courses, 2009-10	1				162	5			
	Other enrolled students, 2009-10	1				162	1			
	All program completers, 2009-10	7				162	18	18	100%	172
	All program completers, 2008-09	3				162	18	17	94%	168
	All program completers, 2007-08									
FAMILY AND CONSUMER SCIENCES (0120) Test Company: ETS Score Range: 250-990	All enrolled students who have completed all nonclinical courses, 2009-10	1				600	1			
	Other enrolled students, 2009-10									
	All program completers, 2009-10	1				600	1			
	All program completers, 2008-09	2				600	7			
	All program completers, 2007-08	2				600	19	18	95%	639
FRENCH CONTENT KNOWLEDGE (0173) Test Company: ETS Score Range: 100-200	All enrolled students who have completed all nonclinical courses, 2009-10						1			
	Other enrolled students, 2009-10						2			
	All program completers, 2009-10	1				159	5			
	All program completers, 2008-09									
	All program completers, 2007-08						10	10	100%	184


Single Assessment Institution-Level Pass Rate Data: Traditional Teacher Preparation Program Within IHE

	HEOA - Title II 2009 - 2010 Academic Year	
	Institution Name	EASTERN KENTUCKY UNIVERSITY
	Institution Code	1200
	State	Kentucky

March 25, 2011

Assessment Information ¹	Group	Number Taking Assessment	Number Passing Assessment	Institutional Pass Rate	Institutional Average Scaled Score	Assessment Cut Score ²	Statewide			
							Number Taking Assessment	Number Passing Assessment	Statewide Pass Rate	Statewide Average Scaled Score
GERMAN CONTENT KNOWLEDGE (0181) Test Company: ETS Score Range: 100-200	All enrolled students who have completed all nonclinical courses, 2009-10									
	Other enrolled students, 2009-10						3			
	All program completers, 2009-10						1			
	All program completers, 2008-09						2			
	All program completers, 2007-08						4			
HEALTH EDUCATION (0550) Test Company: ETS Score Range: 250-990	All enrolled students who have completed all nonclinical courses, 2009-10	2				630	15	11	73%	677
	Other enrolled students, 2009-10						3			
	All program completers, 2009-10	2				630	60	57	95%	687
	All program completers, 2008-09	7				630	73	70	96%	689
	All program completers, 2007-08	1				630	69	68	99%	702
INTERDIS EARLY CHILD EDUC (0023) Test Company: ETS Score Range: 100-200	All enrolled students who have completed all nonclinical courses, 2009-10	3				166	32	32	100%	175
	Other enrolled students, 2009-10	2				166	33	33	100%	175
	All program completers, 2009-10	10	10	100%	171	166	58	58	100%	177
	All program completers, 2008-09									
	All program completers, 2007-08									
LATIN (0600) Test Company: ETS Score Range: 250-990	All enrolled students who have completed all nonclinical courses, 2009-10									
	Other enrolled students, 2009-10									
	All program completers, 2009-10						2			
	All program completers, 2008-09									
	All program completers, 2007-08									


Single Assessment Institution-Level Pass Rate Data: Traditional Teacher Preparation Program Within IHE

	HEOA - Title II 2009 - 2010 Academic Year
	Institution Name EASTERN KENTUCKY UNIVERSITY
	Institution Code 1200
	State Kentucky

March 25, 2011

Assessment Information ¹	Group	Number Taking Assessment	Number Passing Assessment	Institutional Pass Rate	Institutional Average Scaled Score	Assessment Cut Score ²	Statewide			
							Number Taking Assessment	Number Passing Assessment	Statewide Pass Rate	Statewide Average Scaled Score
MATH PROOFS MODELS PROBLEMS PART 1 (0063) Test Company: ETS Score Range: 100-200	All enrolled students who have completed all nonclinical courses, 2009-10	2				141	26	25	96%	163
	Other enrolled students, 2009-10						25	24	96%	166
	All program completers, 2009-10	11	11	100%	169	141	87	87	100%	165
	All program completers, 2008-09	4				141	61	61	100%	165
	All program completers, 2007-08	11	11	100%	167	141	68	68	100%	166
MATHEMATICS: CONTENT KNOWLEDGE (0061) Test Company: ETS Score Range: 100-200	All enrolled students who have completed all nonclinical courses, 2009-10	2				125	26	25	96%	148
	Other enrolled students, 2009-10						26	22	85%	149
	All program completers, 2009-10	11	11	100%	151	125	87	87	100%	148
	All program completers, 2008-09	4				141	62	61	98%	149
	All program completers, 2007-08	11	11	100%	155	125	71	71	100%	151
MIDDLE SCHOOL ENGLISH LANGUAGE ARTS (0049) Test Company: ETS Score Range: 100-200	All enrolled students who have completed all nonclinical courses, 2009-10	2				158	24	16	67%	165
	Other enrolled students, 2009-10	6				158	43	36	84%	174
	All program completers, 2009-10	19	18	95%	170	158	134	125	93%	174
	All program completers, 2008-09	10	10	100%	170	157	125	124	99%	174
	All program completers, 2007-08	21	21	100%	173	157	158	154	97%	173
MIDDLE SCHOOL MATHEMATICS (0069) Test Company: ETS Score Range: 100-200	All enrolled students who have completed all nonclinical courses, 2009-10	1				148	39	38	97%	167
	Other enrolled students, 2009-10	9				148	55	52	95%	170
	All program completers, 2009-10	24	23	96%	166	148	180	177	98%	169
	All program completers, 2008-09	17	16	94%	169	148	160	159	99%	170
	All program completers, 2007-08	12	11	92%	168	148	151	149	99%	170


Single Assessment Institution-Level Pass Rate Data: Traditional Teacher Preparation Program Within IHE

	HEOA - Title II 2009 - 2010 Academic Year
	Institution Name EASTERN KENTUCKY UNIVERSITY
	Institution Code 1200
	State Kentucky

March 25, 2011

Assessment Information ¹	Group	Number Taking Assessment	Number Passing Assessment	Institutional Pass Rate	Institutional Average Scaled Score	Assessment Cut Score ²	Statewide			
							Number Taking Assessment	Number Passing Assessment	Statewide Pass Rate	Statewide Average Scaled Score
MIDDLE SCHOOL SCIENCE (0439) Test Company: ETS Score Range: 100-200	All enrolled students who have completed all nonclinical courses, 2009-10	3				144	26	21	81%	155
	Other enrolled students, 2009-10	4				144	29	24	83%	159
	All program completers, 2009-10	18	18	100%	159	144	111	107	96%	158
	All program completers, 2008-09	11	11	100%	157	139	94	94	100%	159
	All program completers, 2007-08	10	10	100%	158	139	80	79	99%	160
MIDDLE SCHOOL SOCIAL STUDIES (0089) Test Company: ETS Score Range: 100-200	All enrolled students who have completed all nonclinical courses, 2009-10	3				149	46	37	80%	162
	Other enrolled students, 2009-10	4				149	50	42	84%	164
	All program completers, 2009-10	36	35	97%	162	149	185	174	94%	166
	All program completers, 2008-09	19	19	100%	163	149	181	174	96%	166
	All program completers, 2007-08	22	22	100%	167	149	163	158	97%	166
MUSIC CONCEPTS AND PROCESSES (0111) Test Company: ETS Score Range: 100-200	All enrolled students who have completed all nonclinical courses, 2009-10	5				145	32	30	94%	158
	Other enrolled students, 2009-10						12	7	58%	155
	All program completers, 2009-10	13	13	100%	159	145	96	92	96%	160
	All program completers, 2008-09	13	13	100%	160	145	114	111	97%	159
	All program completers, 2007-08	12	11	92%	158	145	97	93	96%	160
MUSIC CONTENT KNOWLEDGE (0113) Test Company: ETS Score Range: 100-200	All enrolled students who have completed all nonclinical courses, 2009-10	5				154	32	27	84%	168
	Other enrolled students, 2009-10						11	11	100%	168
	All program completers, 2009-10	13	13	100%	167	154	101	101	100%	170
	All program completers, 2008-09	13	13	100%	167	154	117	117	100%	168
	All program completers, 2007-08	12	11	92%	168	154	99	93	94%	167


Single Assessment Institution-Level Pass Rate Data: Traditional Teacher Preparation Program Within IHE

	HEOA - Title II 2009 - 2010 Academic Year
	Institution Name EASTERN KENTUCKY UNIVERSITY
	Institution Code 1200
	State Kentucky


March 25, 2011

Assessment Information ¹	Group	Number Taking Assessment	Number Passing Assessment	Institutional Pass Rate	Institutional Average Scaled Score	Assessment Cut Score ²	Statewide			
							Number Taking Assessment	Number Passing Assessment	Statewide Pass Rate	Statewide Average Scaled Score
PHYSICAL ED ANALYSIS AND DESIGN (0092) Test Company: ETS Score Range: 100-200	All enrolled students who have completed all nonclinical courses, 2009-10	3				151	23	23	100%	161
	Other enrolled students, 2009-10	3				151	7			
	All program completers, 2009-10	14	13	93%	160	151	85	83	98%	161
	All program completers, 2008-09	15	15	100%	162	151	96	95	99%	161
	All program completers, 2007-08	8				151	95	94	99%	163
PHYSICAL ED: CONTENT KNOWLEDGE (0091) Test Company: ETS Score Range: 100-200	All enrolled students who have completed all nonclinical courses, 2009-10	3				147	23	23	100%	159
	Other enrolled students, 2009-10	3				147	9			
	All program completers, 2009-10	14	13	93%	158	147	90	89	99%	158
	All program completers, 2008-09	15	14	93%	157	147	100	98	98%	156
	All program completers, 2007-08	8				147	101	99	98%	157
PHYSICS CONTENT KNOWLEDGE II (0265) Test Company: ETS Score Range: 100-200	All enrolled students who have completed all nonclinical courses, 2009-10									
	Other enrolled students, 2009-10	1				133	4			
	All program completers, 2009-10	1				133	1			
	All program completers, 2008-09						1			
	All program completers, 2007-08	1				133	6			
PRINCIPLES LEARNING AND TEACHING 5-9 (0523) Test Company: ETS Score Range: 100-200	All enrolled students who have completed all nonclinical courses, 2009-10	6				161	71	60	85%	169
	Other enrolled students, 2009-10						55	46	84%	169
	All program completers, 2009-10	62	61	98%	174	161	377	365	97%	173
	All program completers, 2008-09	39	38	97%	172	161	349	343	98%	173
	All program completers, 2007-08	38	38	100%	172	161	328	323	98%	173

Single Assessment Institution-Level Pass Rate Data: Traditional Teacher Preparation Program Within IHE

		HEOA - Title II 2009 - 2010 Academic Year									
Institution Name		EASTERN KENTUCKY UNIVERSITY									
Institution Code		1200									
State		Kentucky									
							March 25, 2011				
Assessment Information ¹	Group	Number Taking Assessment	Number Passing Assessment	Institutional Pass Rate	Institutional Average Scaled Score	Assessment Cut Score ²	Statewide				
							Number Taking Assessment	Number Passing Assessment	Statewide Pass Rate	Statewide Average Scaled Score	
PRINCIPLES LEARNING AND TEACHING 7-12 (0524) Test Company: ETS Score Range: 100-200	All enrolled students who have completed all nonclinical courses, 2009-10	12	11	92%	169	161	131	119	91%	172	
	Other enrolled students, 2009-10	5				161	83	76	92%	173	
	All program completers, 2009-10	88	88	100%	175	161	631	626	99%	176	
	All program completers, 2008-09	73	73	100%	174	161	587	586	100%	175	
	All program completers, 2007-08	76	74	97%	174	161	616	608	99%	175	
PRINCIPLES LEARNING AND TEACHING K-6 (0522) Test Company: ETS Score Range: 100-200	All enrolled students who have completed all nonclinical courses, 2009-10	38	31	82%	174	161	347	323	93%	175	
	Other enrolled students, 2009-10						202	183	91%	173	
	All program completers, 2009-10	190	186	98%	175	161	1308	1290	99%	177	
	All program completers, 2008-09	230	227	99%	177	161	1288	1281	99%	177	
	All program completers, 2007-08	201	200	100%	176	161	1447	1433	99%	176	
SE BEHAVIORAL/EMOTIONAL (0371) Test Company: ETS Score Range: 100-200	All enrolled students who have completed all nonclinical courses, 2009-10										
	Other enrolled students, 2009-10						1				
	All program completers, 2009-10										
	All program completers, 2008-09										
	All program completers, 2007-08										
SE STUDENTS W/MENTAL RETARDATION (0321) Test Company: ETS Score Range: 100-200	All enrolled students who have completed all nonclinical courses, 2009-10						2				
	Other enrolled students, 2009-10										
	All program completers, 2009-10										
	All program completers, 2008-09										
	All program completers, 2007-08										


Single Assessment Institution-Level Pass Rate Data: Traditional Teacher Preparation Program Within IHE

	HEOA - Title II 2009 - 2010 Academic Year
	Institution Name EASTERN KENTUCKY UNIVERSITY
	Institution Code 1200
	State Kentucky

March 25, 2011

Assessment Information ¹	Group	Number Taking Assessment	Number Passing Assessment	Institutional Pass Rate	Institutional Average Scaled Score	Assessment Cut Score ²	Statewide			
							Number Taking Assessment	Number Passing Assessment	Statewide Pass Rate	Statewide Average Scaled Score
SOCIAL STUDIES: CONTENT KNOWLEDGE (0081) Test Company: ETS Score Range: 100-200	All enrolled students who have completed all nonclinical courses, 2009-10	4				151	25	23	92%	165
	Other enrolled students, 2009-10	2				151	63	57	90%	165
	All program completers, 2009-10	19	19	100%	165	151	148	144	97%	168
	All program completers, 2008-09	20	19	95%	167	151	159	155	97%	168
	All program completers, 2007-08	20	20	100%	169	151	164	160	98%	168
SOCIAL STUDIES: INTERPRET MATERIALS (0083) Test Company: ETS Score Range: 100-200	All enrolled students who have completed all nonclinical courses, 2009-10	4				159	25	23	92%	167
	Other enrolled students, 2009-10	2				159	57	48	84%	166
	All program completers, 2009-10	19	17	89%	170	159	146	141	97%	169
	All program completers, 2008-09	20	19	95%	168	159	153	150	98%	170
	All program completers, 2007-08	20	20	100%	169	159	160	157	98%	170
SPANISH CONTENT KNOWLEDGE (0191) Test Company: ETS Score Range: 100-200	All enrolled students who have completed all nonclinical courses, 2009-10						6			
	Other enrolled students, 2009-10						12	7	58%	164
	All program completers, 2009-10	5				160	35	34	97%	175
	All program completers, 2008-09	2				160	14	14	100%	170
	All program completers, 2007-08	4				160	16	16	100%	175
SPEECH-LANGUAGE PATHOLOGY (0330) Test Company: ETS Score Range: 250-990	All enrolled students who have completed all nonclinical courses, 2009-10						1			
	Other enrolled students, 2009-10						16	15	94%	666
	All program completers, 2009-10	16	16	100%	673	600	89	87	98%	659
	All program completers, 2008-09	14	13	93%	666	600	66	64	97%	675
	All program completers, 2007-08	9				600	61	61	100%	670

Single Assessment Institution-Level Pass Rate Data: Traditional Teacher Preparation Program Within IHE

	HEOA - Title II 2009 - 2010 Academic Year
	Institution Name EASTERN KENTUCKY UNIVERSITY
	Institution Code 1200
	State Kentucky

March 25, 2011

Assessment Information ¹	Group	Number Taking Assessment	Number Passing Assessment	Institutional Pass Rate	Institutional Average Scaled Score	Assessment Cut Score ²	Statewide			
							Number Taking Assessment	Number Passing Assessment	Statewide Pass Rate	Statewide Average Scaled Score
TECHNOLOGY EDUCATION (0050) Test Company: ETS Score Range: 250-990	All enrolled students who have completed all nonclinical courses, 2009-10						1			
	Other enrolled students, 2009-10	1				600	1			
	All program completers, 2009-10	1				600	3			
	All program completers, 2008-09	2				600	4			
	All program completers, 2007-08						2			
THEATRE (0640) Test Company: ETS Score Range: 250-990	All enrolled students who have completed all nonclinical courses, 2009-10						1			
	Other enrolled students, 2009-10									
	All program completers, 2009-10									
	All program completers, 2008-09						2			
	All program completers, 2007-08						1			

¹Tests with multiple delivery options (computer, paper, etc.) will be noted with the assessment code for the paper format only.

²Cut scores may vary for groups depending upon when the cut scores are established by the state and when each group completed their teacher certification or licensure assessment.